


Site Plan of Onsite Wastewater System

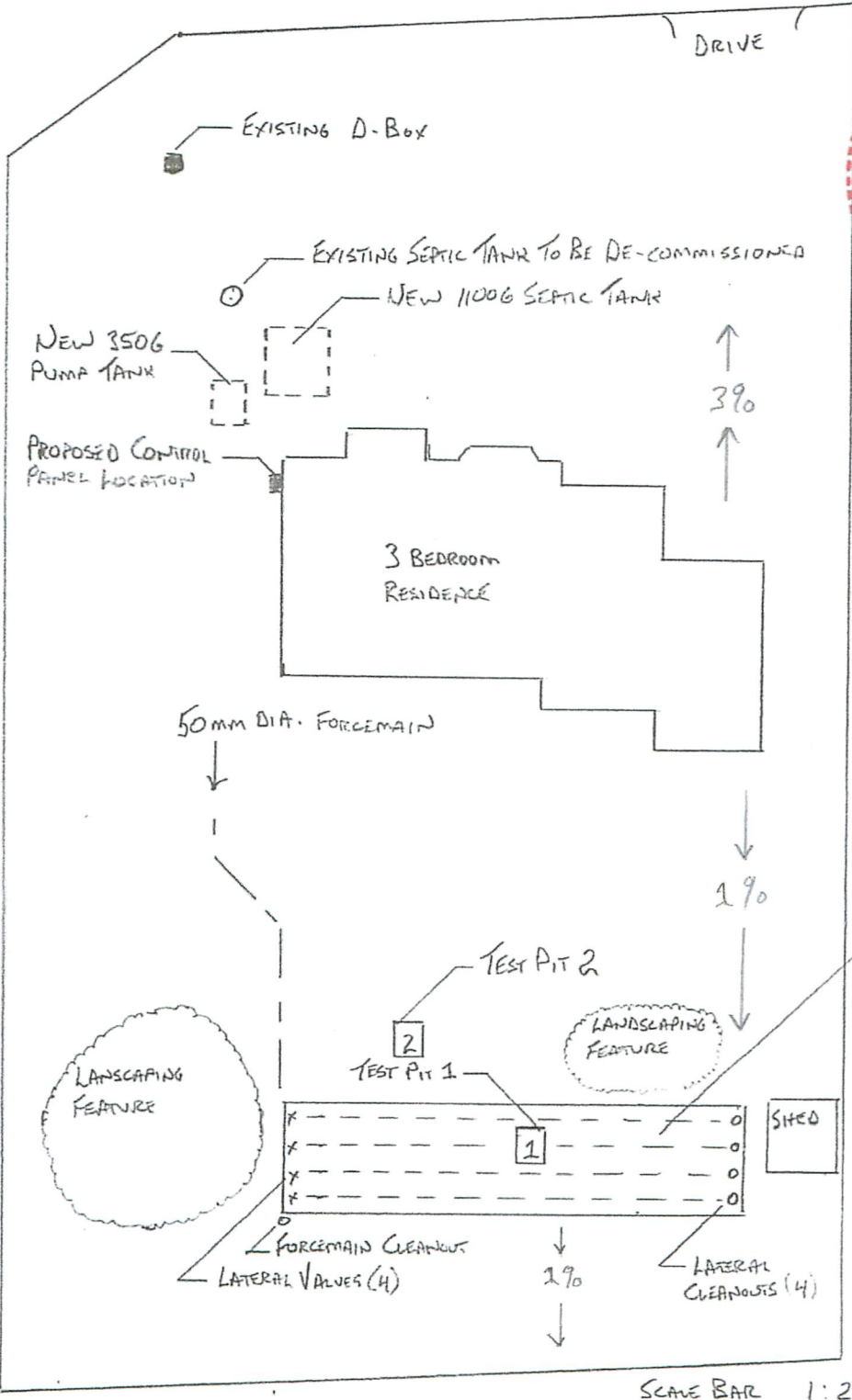
Proposed construction and site assessment information

Client: [REDACTED] Location: [REDACTED]
 Planner: [REDACTED] Date: August 21, 2014 Scale: 1: 250
 All dimensions are in metres unless otherwise noted




TERRIEN WAY

P.O.L.



PROPOSED ROCK FILLED, PRESSURE DISPERSAL BED, FOUR-31mm DIA, 17m LONG LATERALS, ON 25cm C83 BINDING LAYER. 17m L X 4m W

SCALE BAR 1: 250



Record Drawing (As Built) of Onsite Wastewater System

Client: [REDACTED] Location: [REDACTED] C

Drawn By/Planner: Jim Andersen Date: September [REDACTED] Scale: 1:200

All dimensions are in metres unless otherwise noted

